Affiliate Familiarity and Satisfaction with Supports 2026

The Affiliate Satisfaction Survey is sent annually to all Parents as Teachers affiliates in the United States and Canada. The survey asks about several areas of Parents as Teachers' support for affiliates and provides an opportunity for feedback.

In 2026, the Affiliate Satisfaction Survey was sent to 884 affiliates. **294 surveys were completed and 134 surveys were in-progress when the survey closed**. Results include responses from both completed and in-progress surveys.

94% Satisfied with the PAT Model

↑ 7 percentage points from 87% last year

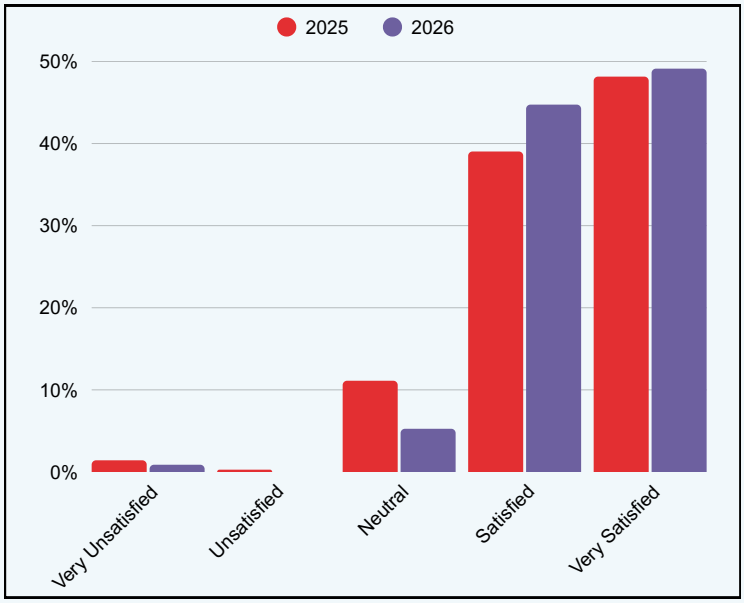

90% Agree the PAT Model demonstrates Community Responsiveness

On a scale of 0-10, how likely are respondents to recommend Parents as Teachers to a friend or community member?

Net Promoter Score

78

= % Promoters - % Detractors

Response Types:

- Promoters (9-10)
- Passives (7-8)
- Detractors (0-6)

Response Distribution

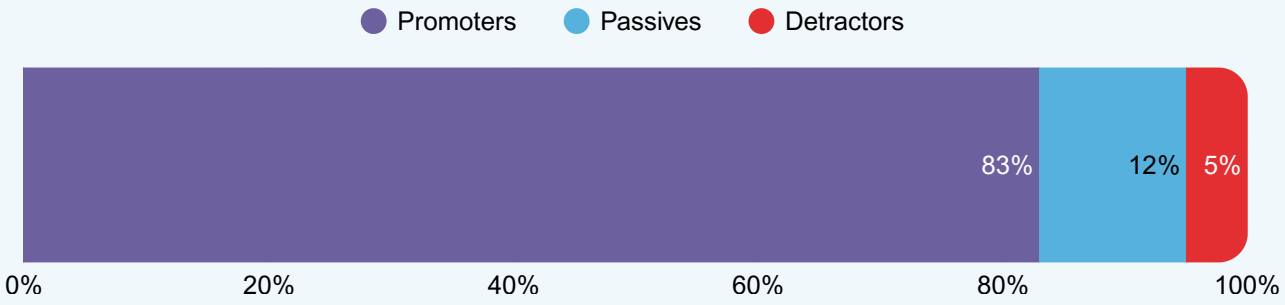

We are very satisfied with the support provided by the PAT State Office. Communication is consistent, with regular updates that keep us well-informed. The team is responsive, accessible, and supportive in addressing our needs, ensuring we have the guidance and resources necessary to effectively implement the model.

Assessing Community Responsiveness

Are PAT Resources Responsive to Community and Family Experiences?

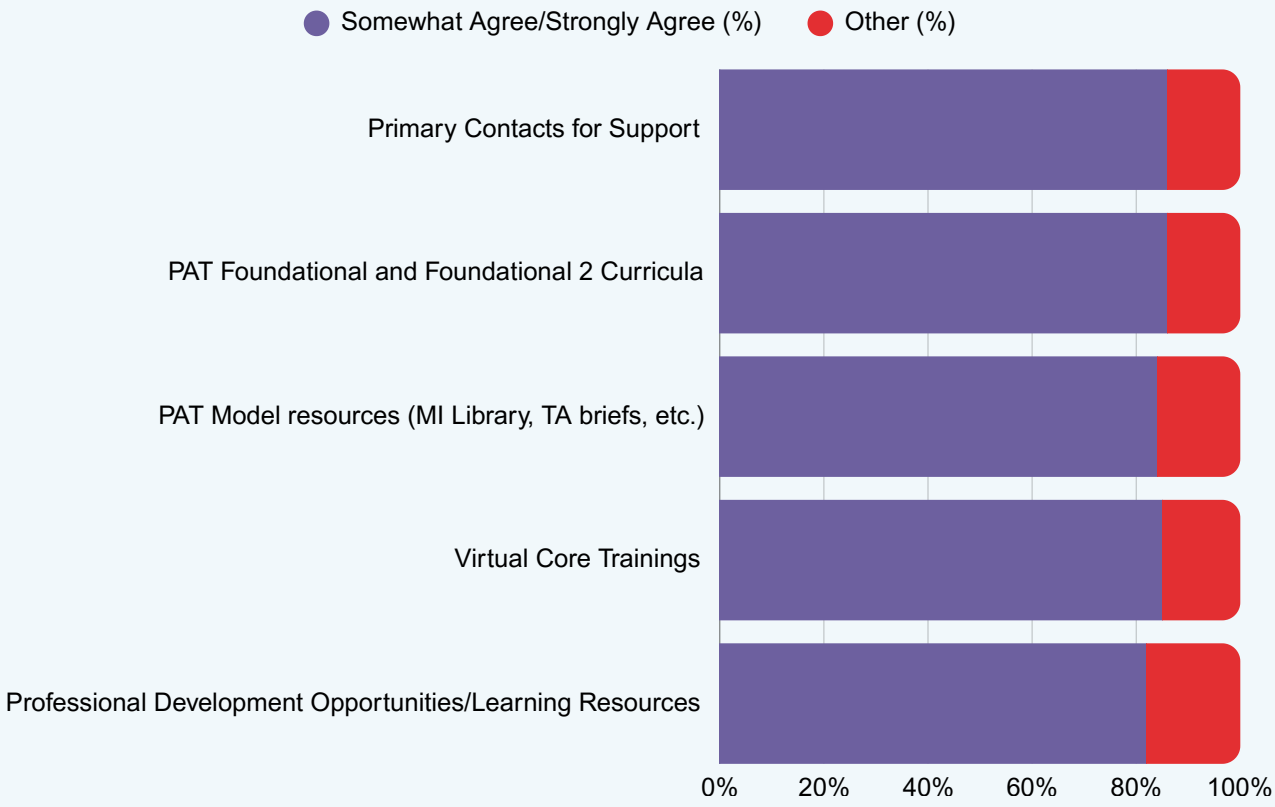

Overall, we are satisfied with our experience and the support provided, and we value the positive impact this work continues to have on the families and community we serve. The structure, guidance, and resources available contribute to maintaining quality services and supporting staff in their roles.

Demographic Breakdown

Geographic Distribution of Respondents

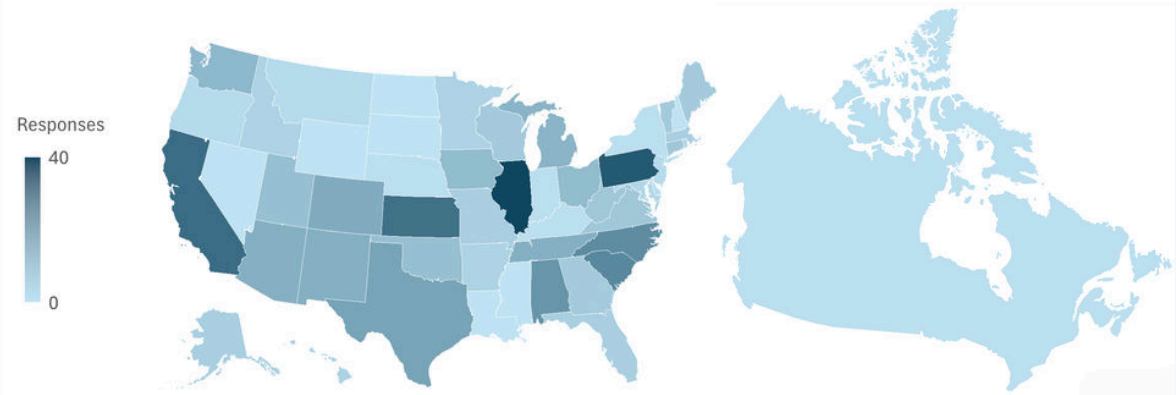

9% of affiliate responses were from Illinois (40 affiliates).

Years as an Affiliate

